



AIR COOLED

DIESEL

Three-phase 400/230 V

MODEL	POWER R.P.M.		ENGINE	SERIES REG.	N. CYL	COOLING	SUCTION	CYL Liters	CONSUMPTION 75% (lit/h)	OPEN		
	kVA PRP	kVA LTP								DIMENSIONS (mm)	WEIGHT (kg)	FUEL TANK (L)
AAL-007	6	7	4LD820	M	1	A	N	820	1,73	1092x600x938	270	7,2
AAL-011	10	11	9LD625	M	2	A	N	1248	2	1300x580x947	345	80

CONTROL MODULE:

INDUSTRIAL RANGE: DSE 3110 / STAND-BY RANGE: DSE 6120 MKIII*

LIQUID COOLED



DIESEL

Single-phase 230 V

MOD.	MOD.	MOD.	POWER R.P.M.		ENGINE	SERIES REG.	N. CYL	COOLING	SUCTION	CYL Liters	CONSUMPTION 75% (lit/h)	OPEN			SOUNDPROOF			TIP UP CANOPY		
			kVA PRP	kVA LTP								DIMENSIONS (mm)	WEIGHT (kg)	FUEL TANK (L)	DIMENSIONS (mm)	WEIGHT (kg)	FUEL TANK (L)	DIMENSIONS (mm)	WEIGHT (kg)	FUEL TANK (L)
AL-7	IL-7	BL-7	6	7	LDW1003	M	3	L	N	1,03	1,83	1300x580x1298	310	80	1600x900x1132	560	47	1500x800x1040	530	47
AL-10	IL-10	BL-10	9	10	LDW1404	M	3	L	N	1,4	2,5	1300x580x1298	325	80	1600x900x1132	620	47	1500x800x1040	540	47

DIESEL

Three-phase 400/230 V

MOD.	MOD.	MOD.	POWER R.P.M.		ENGINE	SERIES REG.	N. CYL	COOLING	SUCTION	CYL Liters	CONSUMPTION 75% (lit/h)	OPEN			SOUNDPROOF			TIP UP CANOPY		
			kVA PRP	kVA LTP								DIMENSIONS (mm)	WEIGHT (kg)	FUEL TANK (L)	DIMENSIONS (mm)	WEIGHT (kg)	FUEL TANK (L)	DIMENSIONS (mm)	WEIGHT (kg)	FUEL TANK (L)
AL-009	IL-009	BL-009	8	9	LDW1003	M	3	L	N	1,03	1,83	1300x580x1298	310	80	1600x900x1132	550	47	1500x800x1040	530	47
AL-011	IL-011	BL-011	10	11	LDW1404	M	3	L	N	1,4	2,5	1300x580x1298	350	80	1600x900x1132	600	47	1500x800x1040	540	47

CONTROL MODULE: INDUSTRIAL RANGE: DSE 3110 / STAND-BY RANGE: DSE 6120 MKIII*

* Depending on the model.

SERIES REGULATOR/GOVERNOR: **E:** Electronic, **M:** Mechanical. COOLING: **L:** Liquid, **A:** Air. **O:** Oil. SUCTION: **N:** Natural, **T:** Turbo, **T-I:** Turbo-Intercooler.

KOHLER®



Cylindrical canopy for models CK-033 and CK-044.



DIESEL Three-phase 400/230 V

MOD.	MOD.	MOD.	POWER R.P.M.		ENGINE	SERIES REG.	N. CYL.	COOLING	SUCTION	CYL. Liters	CONSUMPTION 75% (lit/h)	OPEN			SOUNDPROOF			TIP UP CANOPY		
			kVA PRP	kVA LTP								DIMENSIONS (mm)	WEIGHT (kg)	FUEL TANK (L)	DIMENSIONS (mm)	WEIGHT (kg)	FUEL TANK (L)	DIMENSIONS (mm)	WEIGHT (kg)	FUEL TANK (L)
AK-009	IK-009	BK-009	8	9	KDW1003	M	3	L	N	1,03	2	1300x580x1298	310	80	1600x900x1132	550	47	1500x800x1040	530	47
AK-011	IK-011	BK-011	10	11	KDW1404	M	4	L	N	1,4	2,5	1300x580x1298	350	80	1600x900x1132	600	47	1500x800x1040	540	47
AK-017	IK-017	BK-017	15	17	KDI1903M	M	3	L	N	1,6	3,09	1300x580x1383	398	80	1600x900x1132	655	47	1500x800x1040	550	47
AK-022	IK-022	BK-022	20	22	KDI1903M	M	3	L	N	1,9	3,5	1300x580x1398	460	80	2000x950x1353	825	85	1500x800x1040	720	47
AK-030	IK-030	-	27	30	KDI2504M	M	4	L	N	2,5	4,7	1700x730x1633	590	105	2000x950x1353	950	85	-	-	-
-	CCK-033	-	30	33	KDI2504TM30	M	4	L	T	2,5	6,1	-	-	-	2500x930x1070	710	85	-	-	-
AK-033	IK-033	-	30	33	KDI2504TM30	M	4	L	T	2,5	6,1	1700x730x1614	610	105	2000x950x1353	970	85	-	-	-
-	CCK-044	-	40	44	KDI2504TM	M	4	L	T	2,5	8	-	-	-	2500x930x1070	740	85	-	-	-
AK-044	IK-044	-	40	44	KDI2504TM	M	4	L	T	2,5	8	1700x730x1614	660	105	2500x1100x1455	980	85	-	-	-
AK-066	IK-066	-	60	66	KDI3404TM	M	4	L	T	3,4	11,5	2000x900x1955	920	180	2500x1100x1455	1340	85	-	-	-

CONTROL MODULE: **INDUSTRIAL RANGE:** DSE 3110 - DSE 6110 MKIII / **STAND-BY RANGE:** DSE 6120 MKIII*

* Depending on the model.

SERIES REGULATOR/GOVERNOR: **E:** Electronic, **M:** Mechanical. COOLING: **L:** Liquid, **A:** Air, **O:** Oil. SUCTION: **N:** Natural, **T:** Turbo, **T-I:** Turbo-Intercooler.



DIESEL Three-phase 400/230 V

MODEL	MODEL	POWER R.P.M.		ENGINE	SERIES REGULATOR / GOVERNOR	N. CYL.	COOLING	SUCTION	CYL. Liters	CONSUMPTION 75% (ltz/h)	OPEN			SOUNDPROOF		
		kVA PRP	kVA LTP								DIMENSIONS (mm)	WEIGHT (kg)	FUEL TANK (L)	DIMENSIONS (mm)	WEIGHT (kg)	FUEL TANK (L)
AB-033	IB-033	-	33	4M06G35/5	E	4	L T	T	2,3	5,7	1700x730x1633	610	105	2280x1120x1460	970	85
AB-044	IB-044	-	44	4M06G44/5	E	4	L T	T	2,3	7	1700x730x1614	680	105	2280x1120x1460	1000	85
AB-090	IB-090	-	90	4M11G90/5	E	4	L T	T	4,5	13,7	2000x900x1775	1270	180	2986x1120x1780	1650	220
AB-110	IB-110	-	110	4M11G120/5	E	4	L T-I	T-I	4,5	17,4	2000x900x1775	1380	180	2986x1120x1780	1720	220
AB-145	IB-145	-	148	6M11G150/5	E	6	L T-I	T-I	6,75	23	2500x1035x1737	1480	360	2986x1120x1780	1860	220
AB-165	IB-165	-	165	6M11G165/5	E	6	L T-I	T-I	6,75	24,6	2500x1035x1737	1510	360	3600x1350x2040	2560	360
AB-220	IB-220	-	220	6M16G220/5	E	6	L T-I	T-I	9,7	32,4	2500x1035x1737	2050	360	3600x1350x2040	3100	360
AB-275	IB-275	-	275	6M16G275/5	E	6	L T-I	T-I	9,7	42,2	3000x1200x1834	2240	470	3600x1350x2040	3290	360

CONTROL MODULE **ECO RANGE**: DSE 6120 MKIII

SERIES REGULATOR/GOVERNOR: **E**: Electronic. **M**: Mechanical. COOLING: **L**: Liquid. **A**: Air. **O**: Oil. SUCTION: **N**: Natural. **T**: Turbo. **T-I**: Turbo-Intercooler.

VOLVO PENTA



DIESEL

Three-phase 400/230 V

MODEL	MODEL	POWER R.P.M.		ENGINE	SERIES REGULATOR / GOVERNOR	N. CYL.	COOLING	SUCTION	CYL. Liters	CONSUMPTION 75% (l/h)	OPEN			SOUNDPROOF		
		kVA PRP	kVA LTP								DIMENSIONS (mm)	WEIGHT (kg)	FUEL TANK (L)	DIMENSIONS (mm)	WEIGHT (kg)	FUEL TANK (L)
AV-095	IV-095	85	95	TAD530GE	M	4	L	T-I	4,76	15	2000x900x1735	1240	180	2950x1100x1760	1680	220
AV-110	IV-110	100	110	TAD531GE	M	4	L	T-I	4,76	17	2000x900x1735	1300	180	2950x1100x1760	1840	220
AV-145	IV-145	130	145	TAD532GE	E	4	L	T-I	4,76	21	2500x1035x1763	1480	212	2950x1100x1760	1980	220
AV-165	IV-165	150	165	TAD731GE	M	6	L	T-I	7,15	26	2500x1035x1763	1580	236	2950x1100x1760	2180	220
AV-200	IV-200	180	196	TAD732GE	E	6	L	T-I	7,15	31	2500x1035x1763	1850	236	3600x1350x2040	2850	360
AV-220	IV-220	200	220	TAD733GE	E	6	L	T-I	7,15	34	2500x1035x1763	1820	236	3600x1350x2040	2980	360
AV-275	IV-275	250	275	TAD734GE	E	6	L	T-I	7,15	42	3000x1200x1834	2050	470	3600x1350x2040	3018	360
AV-280	IV-280	250	275	TAD840GE	E	6	L	T-I	7,7	41	3000x1200x1834	2050	470	3600x1350x2040	3018	360
AV-330	IV-330	300	330	TAD842GE	E	6	L	T-I	7,7	49	3000x1200x2160	2600	470	4200x1600x2245	4000	534
AV-350	IV-350	315	345	TAD1341GE	E	6	L	T-I	12,79	51	3000x1200x2160	2850	470	4200x1600x2245	4360	534
AV-360	IV-360	325	355	TAD843GE	E	6	L	T-I	7,7	52	3000x1200x2160	2650	470	4200x1600x2245	4160	534
AV-385	IV-385	350	390	TAD1342GE	E	6	L	T-I	12,78	53	3000x1200x2163	2850	470	4200x1600x2245	4360	534
AV-415	IV-415	380	415	TAD1343GE	E	6	L	T-I	12,78	62	3000x1200x2141	2940	470	4200x1600x2245	4600	534
AV-440	IV-440	400	440	TAD1344GE	E	6	L	T-I	12,78	63	3000x1200x2141	2940	470	4200x1600x2245	4600	534
AV-500	IV-500	450	500	TAD1345GE	E	6	L	T-I	12,78	69	3000x1200x2111	3180	470	4200x1600x2245	5900	534
AV-550	IV-550	510	560	TAD1641GE	E	6	L	T-I	16,12	77	3490x1300x2226	3620	580	4860x2060x2585	5940	1000
AV-650	IV-650	600	660	TAD1642GE	E	6	L	T-I	16,12	89	3490x1300x2219	3680	580	4860x2060x2585	6260	1000
AV-730	IV-730	660	730	TWD1644GE	E	6	L	T-I	16,12	100	3500x1330x2816	4500	1023	4860x2060x2585	6800	1000
AV-770	IV-770	700	770	TWD1645GE	E	6	L	T-I	16,12	105	3620x1330x2816	4750	1023	4860x2060x2585	7100	1000

CONTROL MODULE: **INDUSTRIAL RANGE:** DSE 3110 - DSE 6110 MKIII - DSE 7310 MKII / **STAND-BY RANGE:** DSE 6120 MKIII - DSE 7320 MKII*

* Depending on the model.

SERIES REGULATOR/GOVERNOR: **E:** Electronic, **M:** Mechanical. COOLING: **L:** Liquid, **A:** Air, **O:** Oil. SUCTION: **N:** Natural, **T:** Turbo, **T-I:** Turbo-Intercooler.

CANOPIES

DIESEL

Three-phase 400/230 V

KOHLER®

12-33 kVA LTP

a: 2055 mm
b: 1020 mm
c: 1535 mm



KOHLER®

37-66 kVA LTP

a: 2555 mm
b: 1160 mm
c: 1630 mm



VOLVO PENTA

90-115 kVA LTP

a: 2990 mm
b: 1160 mm
c: 1900 mm



VOLVO PENTA

145-275 kVA LTP

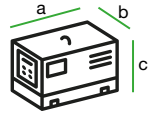
a: 3640 mm
b: 1200 mm
c: 2292 mm



VOLVO PENTA

170-440 kVA LTP

a: 4260 mm
b: 1630 mm
c: 2395 mm



VOLVO PENTA

330-770 kVA LTP

a: 4860 mm
b: 2060 mm
c: 2585 mm



VOLVO PENTA

550-1480 kVA LTP

NEW

INMESOL
RR RENTAL RANGE
1340 kVA PRP
DUAL FREQUENCY 50/60 Hz

a: 12192 mm
b: 2438 mm
c: 2636 mm

a: 12192 mm
b: 2438 mm
c: 3010 mm



KOHLER®

Not emissioned

MODEL	PRP (kVA)	LTP (kVA)	ENGINE	COMPLY WITH REGULATION	DIMENSIONS (mm) LENGHT x WIDTH x HEIGHT	WEIGHT (kg)	FUEL TANK (L)	SOUND LEVEL (dB(A)@7m)	SKID MOUNTED GEN. SET	CONTROL PANEL
IKR-044	40	44	KDI2504TM	STAGE II	2555x1160x1630	1380	250	60	STD	DE 6110 MKIII
IKR-066	60	66	KDI3404TM	STAGE II	2555x1160x1630	1600	250	60	STD	DE 6110 MKIII

Stage IIIA

MODEL	PRP (kVA)	LTP (kVA)	ENGINE	COMPLY WITH REGULATION	DIMENSIONS (mm) LENGHT x WIDTH x HEIGHT	WEIGHT (kg)	FUEL TANK (L)	SOUND LEVEL (dB(A)@7m)	SKID MOUNTED GEN. SET	CONTROL PANEL
IKRN-022	20	22	KDI1903M	STAGE IIIA	2055x1020x1535	1020	180	60	STD	DSE 6110 MKIII
IKRN-030	27	30	KDI2504M	STAGE IIIA	2055x1020x1535	1100	180	60	STD	DSE 6110 MKIII
IKRN-033	30	33	KDI2504TM-30EU	STAGE IIIA	2055x1020x1535	1120	180	60	STD	DSE 6110 MKIII
IKRN-042	38	42	KDI2504TM-40EU	STAGE IIIA	2555x1160x1630	1240	250	60	STD	DSE 6110 MKIII
IKRN-066	60	66	KDI3404TMCAC	STAGE IIIA	2555x1160x1630	1660	250	60	STD	DSE 6110 MKIII

Stage V

MODEL	PRP (kVA)	LTP (kVA)	ENGINE	COMPLY WITH REGULATION	DIMENSIONS (mm) LENGHT x WIDTH x HEIGHT	WEIGHT (kg)	FUEL TANK (L)	SOUND LEVEL (dB(A)@7m)	SKID MOUNTED GEN. SET	CONTROL PANEL
IKRN5-012	11	12	KDW1404	STAGE V	2055x1020x1535	900	180	60	STD	DSE 6110 MKIII
IKRN5-016	15	16	KDI1903M	STAGE V	2055x1020x1535	1000	180	60	STD	DSE 6110 MKIII
IKRN5-020	19	20	KDI1903M	STAGE V	2055x1020x1535	1020	180	60	STD	DSE 6110 MKIII
IKRN5-040	33	37	KDI1903TCRCAC	STAGE V	2555x1160x1630	1400	180	60	STD	DSE 7310 MKII
IKRN5-050	46	50	KDI2504TCRCAC	STAGE V	2555x1160x1630	1500	250	60	STD	DSE 7310 MKII
IKRN5-110	100	110	KDI3404TCRCAC	STAGE V	3000x1170x1900	2020	480	60	STD	DSE 7310 MKII

STD: STANDARD · N/A: NOT AVAILABLE · T.B.A.: TO BE ADVISED

VOLVO PENTA

Stage II

MODEL	PRP (kVA)	LTP (kVA)	ENGINE	COMPLY WITH REGULATION	DIMENSIONS (mm) LENGHT x WIDTH x HEIGHT	WEIGHT (kg)	FUEL TANK (L)	SOUND LEVEL (dB(A)@7m)	SKID MOUNTED GEN. SET	CONTROL PANEL
IVR-095	85	95	TAD530GE	STAGE II	2990x1160x1900	1680	480	61	STD	DSE 6110 MKIII
IVR-110	100	110	TAD531GE	STAGE II	2990x1160x1900	2040	480	64	STD	DSE 6110 MKIII
IVR-145	130	145	TAD532GE	STAGE II	3640x1200x2292	2170	1100	64	STD	DSE 6110 MKIII
IVR-165	150	165	TAD731GE	STAGE II	3640x1200x2292	2560	1100	64	STD	DSE 6110 MKIII
IVR-200	180	196	TAD732GE	STAGE II	3640x1200x2292	3260	1100	64	STD	DSE 6110 MKIII
IVR-220	200	220	TAD733GE	STAGE II	3640x1200x2292	3260	1100	64	STD	DSE 6110 MKIII
IVR-275	250	275	TAD734GE	STAGE II	3640x1200x2292	3320	1100	66	STD	DSE 7310 MKII
IVR-280	250	275	TAD840GE	STAGE II	3640x1200x2292	3320	1100	66	STD	DSE 7310 MKII
IVR-330	300	330	TAD842GE	STAGE II	4260x1630x2395	4000	1800	66	STD	DSE 7310 MKII
IVR-350	320	350	TAD1341GE	STAGE II	4260x1630x2395	4360	1800	66	STD	DSE 7310 MKII
IVR-360	325	355	TAD843GE	STAGE II	4260x1630x2395	4160	1800	66	STD	DSE 7310 MKII
IVR-385	350	390	TAD1342GE	STAGE II	4260x1630x2395	4360	1800	66	STD	DSE 7310 MKII
IVR-415	380	415	TAD1343GE	STAGE II	4260x1630x2395	4600	1800	66	STD	DSE 7310 MKII
IVR-440	400	450	TAD1344GE	STAGE II	4260x1630x2395	4600	1800	66	STD	DSE 7310 MKII
IVR-500	454	505	TAD1345GE	STAGE II	4260x1630x2395	5620	1800	70	N/A	DSE 7310 MKII
IVR-550	508	559	TAD1641GE	STAGE II	4860x2060x2585	5940	1000	70	N/A	DSE 7310 MKII
IVR-650	600	660	TAD1642GE	STAGE II	4860x2060x2585	6260	1000	72	N/A	DSE 7310 MKII
IVR-730	660	730	TWD1644GE	STAGE II	4860x2060x2585	6800	1000	72	N/A	DSE 7310 MKII
IVR-770	700	770	TWD1645GE	STAGE II	4860x2060x2585	7100	1000	72	N/A	DSE 7310 MKII

Stage IIIA

MODEL	PRP (kVA)	LTP (kVA)	ENGINE	COMPLY WITH REGULATION	DIMENSIONS (mm) LENGHT x WIDTH x HEIGHT	WEIGHT (kg)	FUEL TANK (L)	SOUND LEVEL (dB(A)@7m)	SKID MOUNTED GEN. SET	CONTROL PANEL
IVRN-095	85	95	TAD550GE	STAGE IIIA	2990x1160x1900	2090	480	61	STD	DSE 6110 MKIII
IVRN-115	105	115	TAD551GE	STAGE IIIA	2990x1160x1900	2120	480	64	STD	DSE 6110 MKIII
IVRN-145	130	145	TAD750GE	STAGE IIIA	3640x1200x2292	3050	1100	64	STD	DSE 6110 MKIII
IVRN-165	150	165	TAD751GE	STAGE IIIA	3640x1200x2292	3050	1100	64	STD	DSE 6110 MKIII
IVRN-200	180	200	TAD752GE	STAGE IIIA	3640x1200x2292	3160	1100	64	STD	DSE 6110 MKIII
IVRN-220	200	220	TAD753GE	STAGE IIIA	3640x1200x2292	3240	1100	64	STD	DSE 6110 MKIII
IVRN-275	250	275	TAD754GE	STAGE IIIA	3640x1200x2292	3320	1100	66	STD	DSE 7310 MKII
IVRN-330	300	330	TAD1351GE	STAGE IIIA	4260x1630x2395	4660	1800	66	STD	DSE 7310 MKII
IVRN-355	325	355	TAD1351GE	STAGE IIIA	4260x1630x2395	4800	1800	66	STD	DSE 7310 MKII
IVRN-385	350	400	TAD1352GE	STAGE IIIA	4260x1630x2395	4800	1800	66	STD	DSE 7310 MKII
IVRN-425	390	425	TAD1354GE	STAGE IIIA	4260x1630x2395	4930	1800	66	STD	DSE 7310 MKII
IVRN-440	400	440	TAD1355GE	STAGE IIIA	4260x1630x2395	4930	1800	66	STD	DSE 7310 MKII
IVRN-500	450	500	TAD1650GE	STAGE IIIA	4860x2060x2585	6410	1000	70	N/A	DSE 7310 MKII
IVRN-550	510	560	TAD1651GE	STAGE IIIA	4860x2060x2585	6460	1000	70	N/A	DSE 7310 MKII

Stage V

MODEL	PRP (kVA)	LTP (kVA)	ENGINE	COMPLY WITH REGULATION	DIMENSIONS (mm) LENGHT x WIDTH x HEIGHT	WEIGHT (kg)	FUEL TANK (L)	SOUND LEVEL (dB(A)@7m)	SKID MOUNTED GEN. SET	CONTROL PANEL
IVRN5-170	150	170	TAD880GE	STAGEV	4260x1630x2395	3550	1800	64	STD	DSE 7310 MKII
IVRN5-220	200	220	TAD881GE	STAGEV	4260x1630x2395	3740	1800	64	STD	DSE 7310 MKII
IVRN5-275	250	275	TAD882GE	STAGEV	4260x1630x2395	3820	1800	64	STD	DSE 7310 MKII
IVRN5-335	300	330	TAD1380GE	STAGEV	4860x2060x2585	5800	1000	66	N/A	DSE 7310 MKII
IVRN5-390	350	385	TAD1381GE	STAGEV	4860x2060x2585	5900	1000	66	N/A	DSE 7310 MKII
IVRN5-430	395	430	TAD1382GE	STAGEV	4860x2060x2585	6000	1000	66	N/A	DSE 7310 MKII
IVRN5-740	670	740	TWD1683GE	STAGE V	4860x2060x2585	6800	1000	72	N/A	DSE 7310 MKII
CVRN5-550	500	550	2 x TAD880GE	STAGEV	12192x2438x2636	-	2200	-	N/A	2 x DSE 8610 MKII
CVRN5-660	600	660	2 x TAD1380GE	STAGEV	12192x2438x2636	-	3600	-	N/A	2 x DSE 8610 MKII
CVRN5-770	700	770	2 x TAD1381GE	STAGEV	12192x2438x2636	-	3600	-	N/A	2 x DSE 8610 MKII
CVRN5-880	800	880	2 x TAD1382GE	STAGEV	12192x2438x2636	-	3600	-	N/A	2 x DSE 8610 MKII
CVRN5-1480	1340	1480	2 x TWD1683GE	STAGEV	12192x2438x3010	-	4800	-	N/A	2 x DSE 8610 MKII

STD: STANDARD · N/A: NOT AVAILABLE · T.B.A.: TO BE ADVISED

KEY FEATURES:

These gensets are ideal for working in **severe weather conditions**. They are characterized by being **robust, compact and technically innovative equipment**. They comply with any possible requirement, including those of **European regulations on low levels of noise emissions and emissions of gases into the atmosphere**.

- 1 SOUNDPROOF CANOPY** with rockwool lane for:
- Acoustic isolation (very low sound levels).
 - Thermic isolation, (low/high temperatures).

- 2 PROTECTED** with QUALICOAT paint that provides high resistance to ultraviolet radiation and ensure durability even under severe and extreme environmental conditions.

- 3 LIFTING HOOK**, guaranteeing stability and safety in transfer operations.

- 4 UPPER AIR EXHAUST** contributes to reducing the noise emissions. Not available in engines with exhaust gas after-treatment systems.

- 5 WIDE DOORS** that facilitate maintenance operations.


- 6 DOOR RETAINER** that facilitate maintenance operations.

- 7 SOUND PROOF DOORS** protected by a metal grid.

- 8 DOCUMENTS BAG**

- 9 LARGE LIFTING POCKETS** to facilitate handling and transport.

- 10 STAGE IIIA AND STAGE V REGULATIONS ENGINES**



- 11 STEP/S** for making easier the access to the lifting hook.

- 12 CABLES LOCK** for fixing the power cables, thus avoiding the power lugs or sockets to withstand mechanical efforts due to unexpected pulls.

- 13 CONTROL PANEL PROTECTED FROM RAIN**, damage and unwanted access by a locked door.

- 14 HEAVY DUTY SKID** that protects the socket kit and control panel from damage in transport operations.

- 15 24H FUEL TANK** with internal reinforcements and baffle walls that prevent sloshing of fuel when the gen set is transported with a full tank.

- 16 RETENTION BUND** (capable of retaining up to 120%).

- 17 HOOK FOR TOWING.**

- 18 SOCKET KIT.**



SAFETY:

ON-OFF BATTERY SWITCH: detachable piece, which when removed means the equipment cannot be manipulated.

Rental range control modules

Depending on the model:



DSE 6110 MKIII

Auto start control module

It is an advanced controller that has a wide range of functions, outputs, inputs and a large display to view the status and measurements. The extensive list of features includes enhanced events log and performance monitoring, remote communications and PLC functionality. It also includes USB connection and dedicated DSENet terminals for system expansion.

Standard in generators up to 200 kVA PRP, except in the ones with exhaust gas after-treatment systems.



DSE 7310 MKII

Auto start control module

It adds to the DSE 6110 MKIII a higher no. of free inputs and outputs, RS232 & RS485 communication ports, larger events log, wider variety of expansion modules and communication devices, specific functions very interesting for the rental companies (such as the automatic management of load banks), integrated horn, etc.

Standard in generators from 250 kVA PRP and in all those with exhaust gas after-treatment systems.



DSE 8610 MKII

Control module for generator-to-generator synchronising

The DSE8610 MKII is a controller for synchronising several generators in island mode offering a complete control of the load sharing. It allows the synchronising of up to 32 generators. It can operate in "base load" mode too. It counts with USB, RS232, RS485 & Ethernet communication ports.

Optional



DSE 8620 MKII

Utility and generator synchronisation control module


The DSE 8620 MKII is a controller that allows the synchronisation of a generator with the utility power supply (mains). It can be operated in the conventional Automatic Mains Failure mode, Automatic Mains Failure mode with no-break-return, "peak saving" or "base load". The new MKII version of the DSE 8620 can be converted into a DSE 8610 MKII by means of a selector in the control panel, offering the rental companies an added versatility for the use of their generators fleet.

Optional

Options

SOCKET KIT

Socket kit prepared to get the maximum power from the generators. This configuration is standard.



- | | |
|---------------------|----------------------|
| a 16A 1P+N+E | d 32A 3P+N+E |
| b SHUCKO | e 63A 3P+N+E |
| c 16A 3P+N+E | f 125A 3P+N+E |

